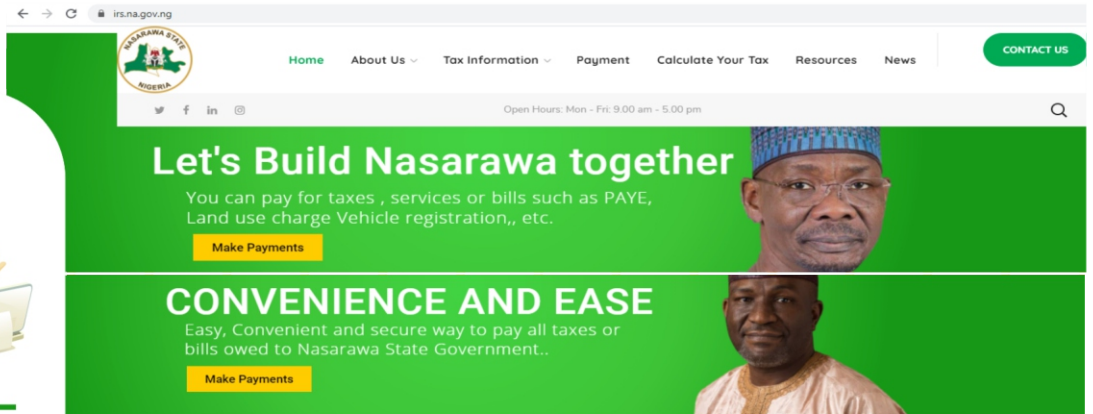


NASARAWA STATE INTERNAL REVENUE SERVICE **NSIRS**

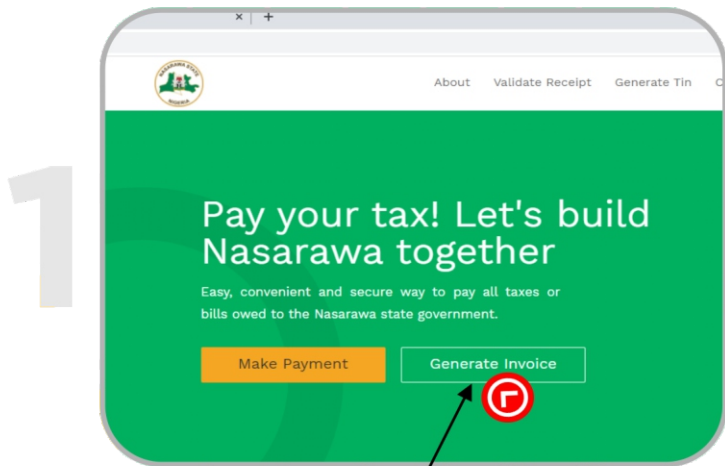
our website:

<https://irs.na.gov.ng>

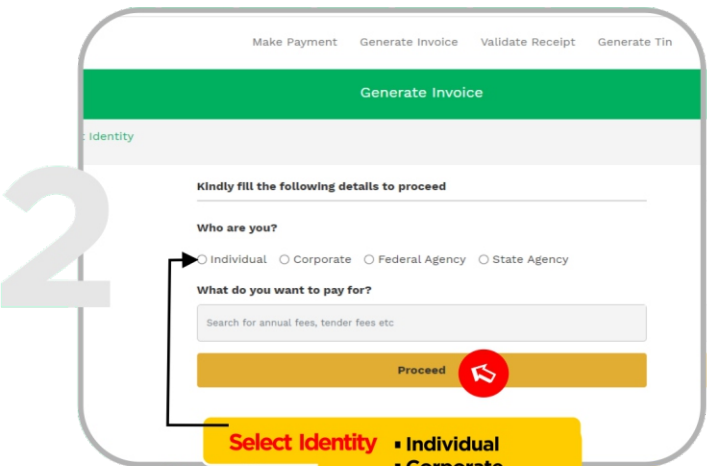
**RAISE
INVOICE
YOURSELF**



<https://nasarawaigr.com>

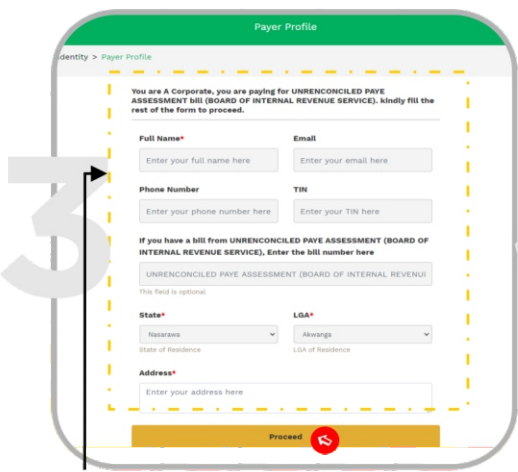


On the Home Page:
Click **GENERATE INVOICE**



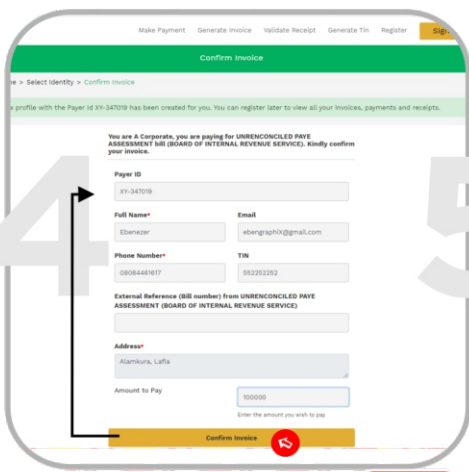
Select Identity

- Individual
- Corporate
- Federal Agency
- State Agency



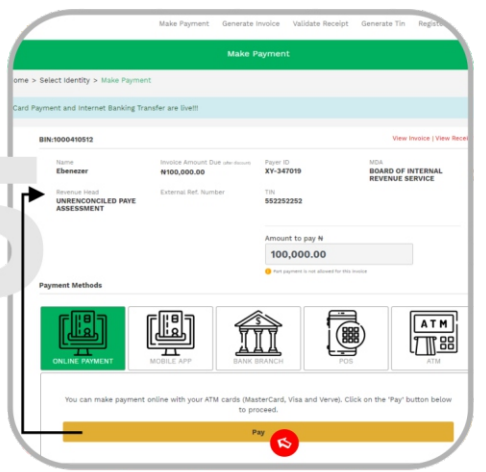
Fill the forms. Note that boxes with asterisk are compulsory

Click **Proceed**



Move straight to "Amount to pay" box and insert the required amount

Click **Confirm Invoice**



Click "Pay" Now go ahead and copy the invoice number" and issue to the customer(s)

Our Social Media Handles:

[@revenueboard](https://twitter.com/revenueboard) [@nasarawastaterevenue](https://www.instagram.com/nasarawastaterevenue) [revenueboard](https://www.facebook.com/revenueboard)



<https://twitter.com/revenueboard> (@revenueboard)
<https://www.instagram.com/nasarawastaterevenue> (@nasarawastaterevenue)
<https://www.facebook.com/revenueboard>